

Scaled data based on original data using  
LM-79-08 Approved Method: Electrical and Photometric Measurements of Solid-  
State Lighting Products

Test Report Prepared for  
Cooper Lighting Solutions  
(formerly Eaton)

Brand: McGRAW-EDISON

Report Number: P386455

Luminaire Tested: **GWC-SA2A-760-U-T3**

Issue Date: 3/3/2020

**Test Information**

Test Method: LM-79-08  
Report Number: P386455  
TEST IS SCALED FROM IESNA LM-79-08 TEST DATA (G2-1903-205-14)  
Test Lab: INNOVATION CENTER  
Issue Date: 3/3/2020  
Manufacturer: COOPER LIGHTING SOLUTIONS (FORMERLY EATON)  
Product Line: MCGRAW-EDISON  
Catalog Number: GWC-SA2A-760-U-T3  
Description: GALLEON WALL LUMINAIRE  
(2) 70 CRI, 5700K, 615mA LIGHTSQUARES WITH 16 LEDS EACH AND TYPE III OPTICS  
Light Source: -  
Ballast/Driver: ELECTRONIC DRIVER

**Summary**

Lumens per Lamp: N/A  
Luminaire Lumens: 9728 lumens  
Efficiency: N/A  
Efficacy: 147.4 lumens/watt  
Luminous Opening: Rectangular (W 1' x L: 0.5' x H: 0')  
IES Classification: Type III - Short  
BUG Rating: B2 - U0 - G2

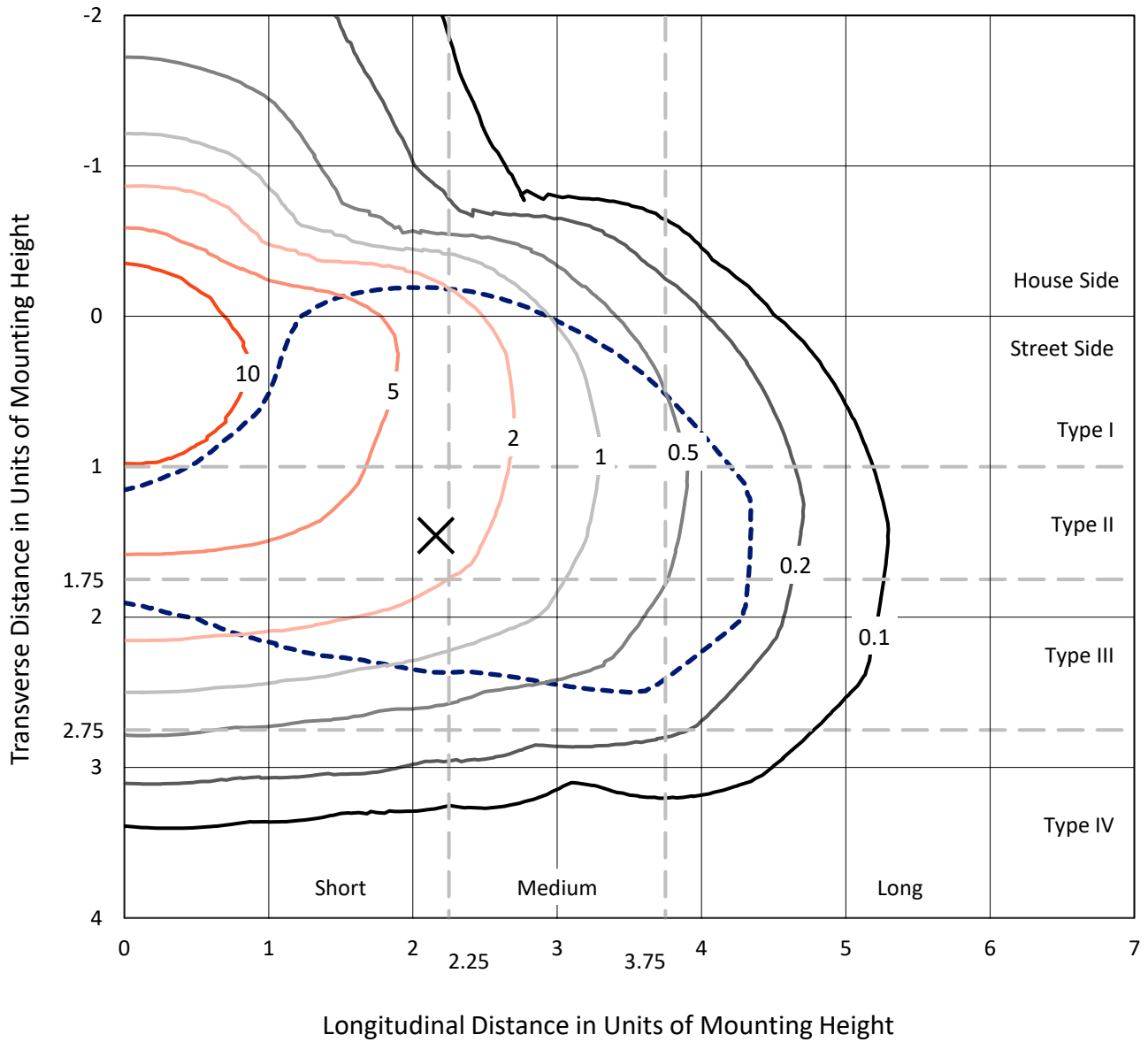
Input Watts (W): 66  
Input Voltage (V): NR  
Input Current (Ain): NR  
Voltage Rise (V): NR  
Power Factor: NR  
Total Harmonic Distortion (THDi): NR  
Frequency (hertz): 60  
Stabilization Time: NR  
Operation Time: NR  
Ambient Temperature (°C): NR  
Test Distance: 24 FT



REPORT NUMBER: P386455  
 CATALOG NUMBER: GWC-SA2A-760-U-T3

### Iso-Footcandle Lines of Horizontal Illumination

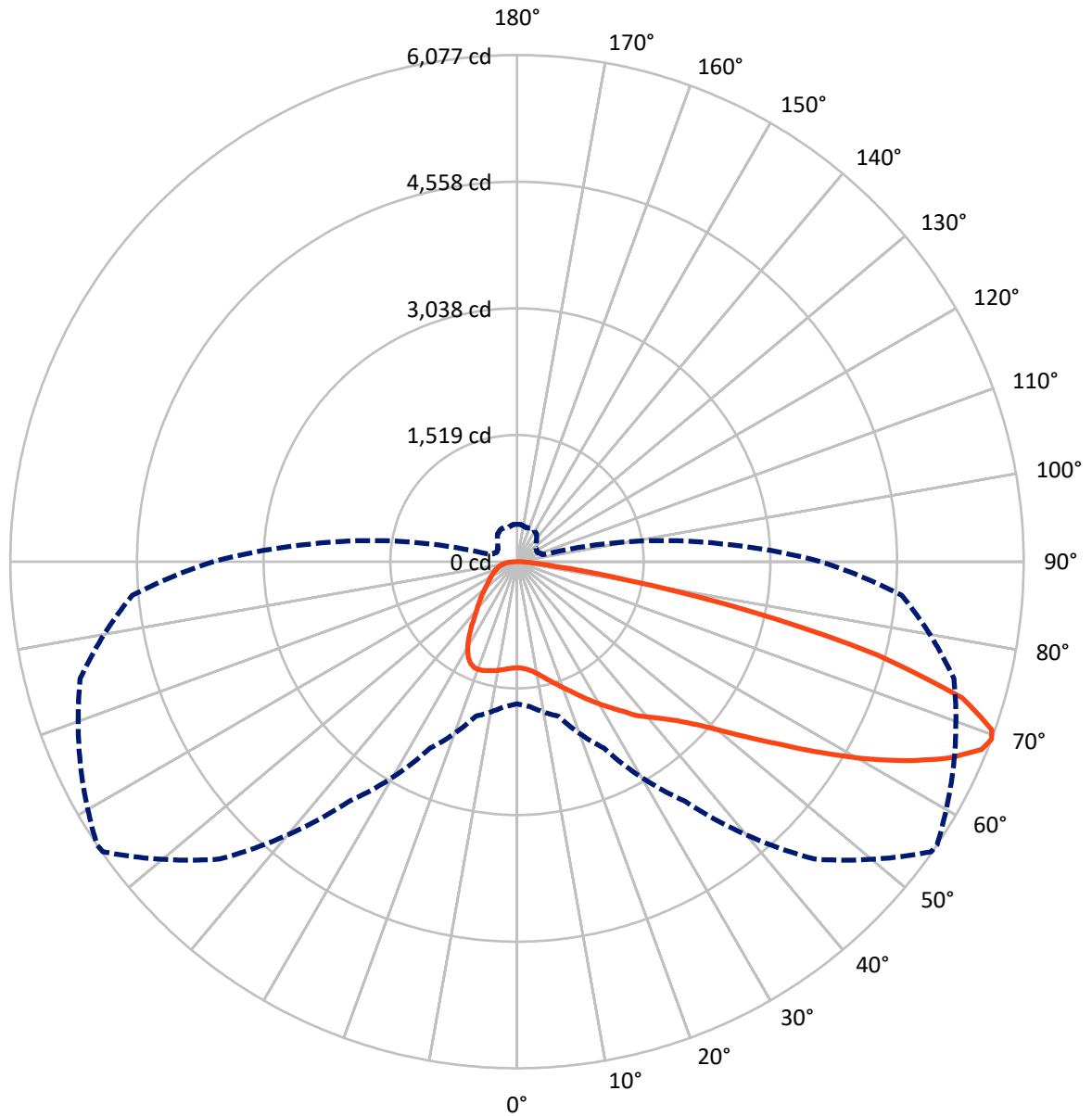
× Max cd  
 - - - 1/2 Max cd



Based on 10 foot mounting height. Maximum calculated value = 13.8 fc  
 Type III - Short - N/A

REPORT NUMBER: P386455  
CATALOG NUMBER: GWC-SA2A-760-U-T3

### Luminous Intensity Polar Plot



— Vertical Plane Through 56-Deg Lateral    - - - Horizontal Cone Through 69-Deg Vertical

REPORT NUMBER: P386455

CATALOG NUMBER: GWC-SA2A-760-U-T3

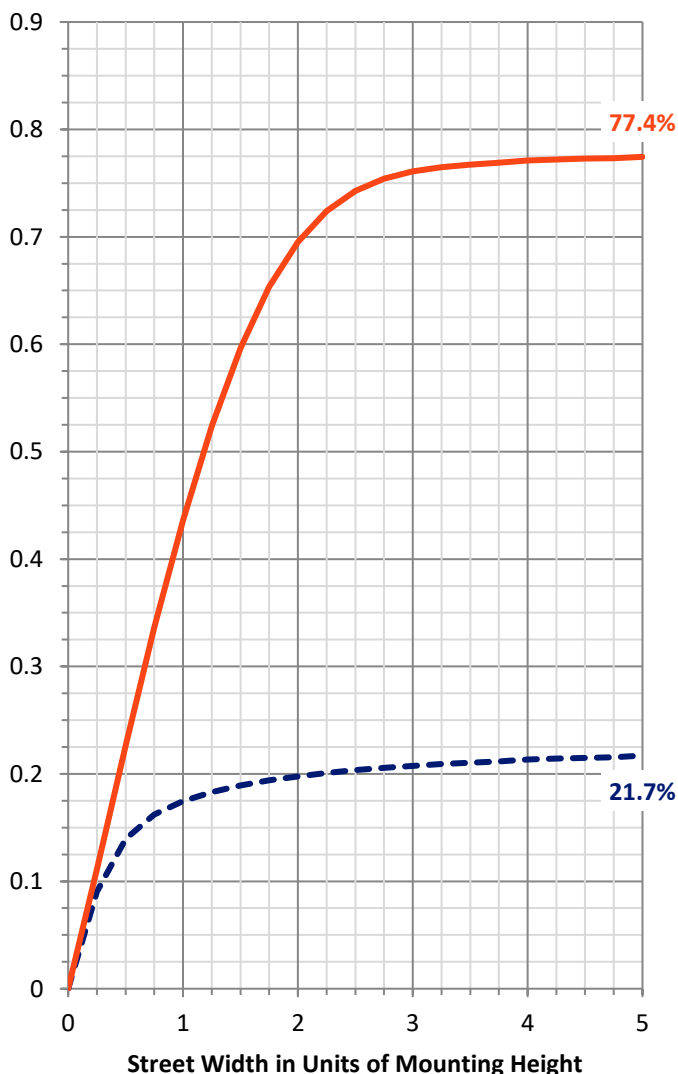
**FLUX DISTRIBUTION:**

		Downward	Upward	Total
<b>House Side</b>	Lumens	2166.4	0.0	2166.4
	% Fixture	22.3	0.0	22.3
<b>Street Side</b>	Lumens	7561.6	0.0	7561.6
	% Fixture	77.7	0.0	77.7
<b>Total</b>	Lumens	9728.0	0.0	9728.0
	% Fixture	100.0	0.0	100.0

**ZONAL LUMENS:**

Zone	Lumens	% Fixture
0°-10°	124.9	1.3
10°-20°	401.7	4.1
20°-30°	701.1	7.2
30°-40°	1007.2	10.4
40°-50°	1393.9	14.3
50°-60°	2042.2	21.0
60°-70°	2489.8	25.6
70°-80°	1376.5	14.2
80°-90°	190.7	2.0
90°-100°	0.0	0.0
100°-110°	0.0	0.0
110°-120°	0.0	0.0
120°-130°	0.0	0.0
130°-140°	0.0	0.0
140°-150°	0.0	0.0
150°-160°	0.0	0.0
160°-170°	0.0	0.0
170°-180°	0.0	0.0
0°-90°	9728.0	100.0
0°-180°	9728.0	100.0

**Coefficient of Utilization**



REPORT NUMBER: P386455

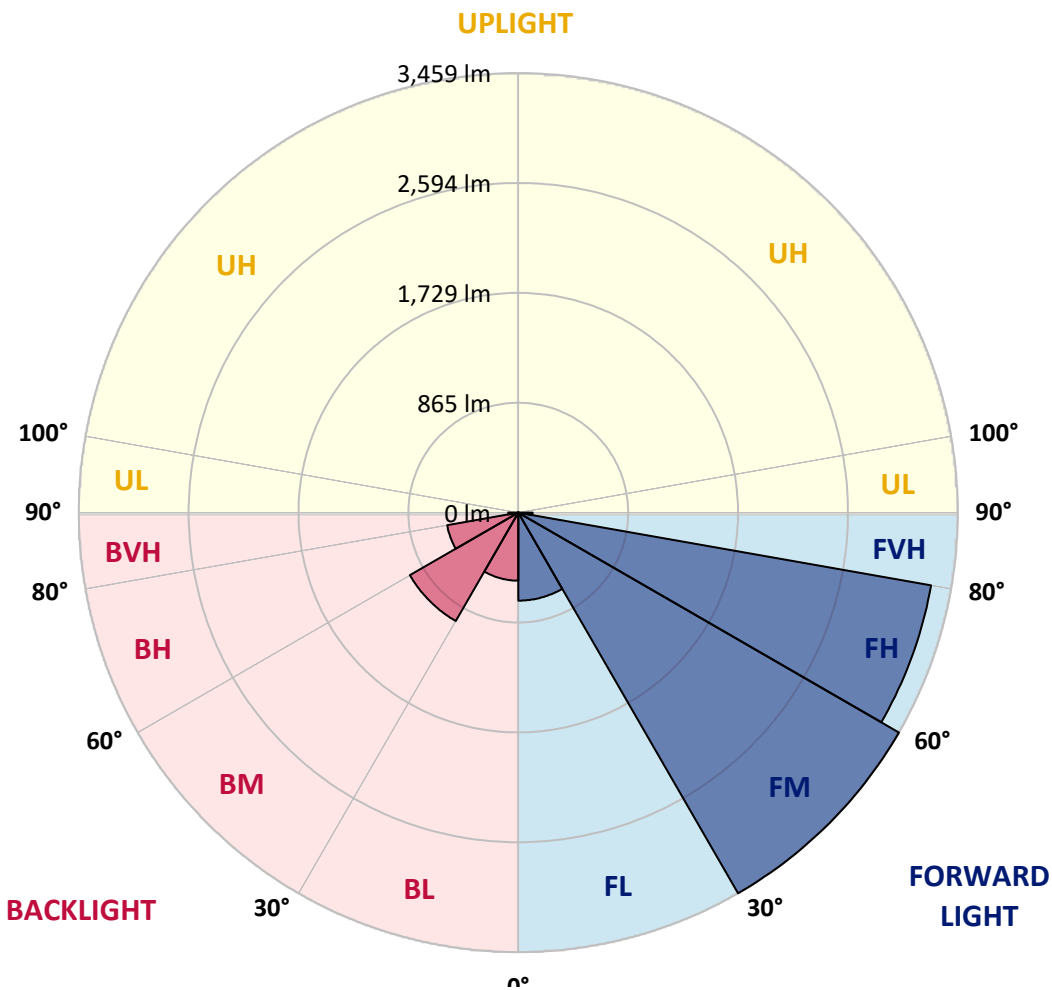
CATALOG NUMBER: GWC-SA2A-760-U-T3

**LUMINAIRE CLASSIFICATION SYSTEM LUMEN TABLE AND BUG RATING:**

Zone	Lumens	% Fixture	Zone Rating/Lumen Limit		
			B	U	G
FL (0°-30°)	692.3	7.1			
FM (30°-60°)	3458.7	35.6			
FH (60°-80°)	3298.3	33.9			G2/5000
FVH (80°-90°)	112.3	1.2			G2/225
BL (0°-30°)	535.4	5.5	B2/1000		
BM (30°-60°)	984.6	10.1	B1/1000		
BH (60°-80°)	568.1	5.8	B2/1000		G2/1000
BVH (80°-90°)	78.4	0.8			G1/100
UL (90°-100°)	0.0	0.0		U0/0	
UH (100°-180°)	0.0	0.0		U0/0	

**BUG Rating: B2-U0-G2**

Type III Short





REPORT NUMBER: P386455

CATALOG NUMBER: GWC-SA2A-760-U-T3

**CANDELA DISTRIBUTION (FULL):**

	0°	5°	15°	25°	35°	45°	55°	56°	65°	75°	85°
0°	1271.8	1271.8	1271.8	1271.8	1271.8	1271.8	1271.8	1271.8	1271.8	1271.8	1271.8
2.5°	1279.8	1281.2	1280.2	1282.8	1279.8	1281.8	1280.2	1280.2	1279.2	1276.1	1272.8
5°	1299.9	1302.6	1300.9	1303.6	1299.9	1300.6	1297.6	1297.6	1294.6	1288.2	1281.5
7.5°	1331.4	1334.5	1333.1	1335.8	1330.8	1330.8	1326.7	1326.4	1320.4	1310.0	1302.3
10°	1369.0	1373.0	1371.7	1375.7	1371.7	1373.0	1369.0	1369.0	1360.9	1346.2	1336.5
12.5°	1423.6	1428.6	1424.9	1424.6	1422.9	1425.6	1422.3	1421.6	1414.2	1394.1	1380.7
15°	1496.7	1502.0	1494.3	1493.6	1484.3	1483.3	1483.3	1482.2	1477.6	1453.4	1431.3
17.5°	1580.8	1582.4	1575.7	1565.0	1553.0	1545.2	1544.2	1546.9	1546.9	1518.8	1483.6
20°	1663.2	1666.2	1660.9	1648.8	1633.4	1622.0	1613.9	1619.3	1619.0	1585.5	1535.5
22.5°	1753.0	1760.1	1752.0	1736.6	1718.5	1705.8	1691.7	1696.4	1696.7	1655.5	1586.5
25°	1869.3	1862.9	1857.9	1836.1	1810.3	1797.3	1784.2	1788.9	1787.5	1730.9	1639.1
27.5°	1972.2	1973.5	1966.8	1943.7	1913.9	1885.1	1884.4	1887.4	1882.4	1809.3	1688.7
30°	2091.8	2092.5	2083.1	2062.3	2029.8	1992.6	1983.9	1989.0	1978.2	1883.7	1741.0
32.5°	2210.8	2214.2	2203.8	2178.6	2152.5	2107.2	2089.8	2093.2	2066.4	1959.8	1794.9
35°	2315.0	2319.7	2316.4	2299.6	2271.1	2232.3	2211.5	2209.5	2176.3	2053.0	1866.3
37.5°	2421.3	2425.6	2421.9	2407.9	2396.5	2355.2	2344.2	2344.2	2286.5	2148.1	1957.1
40°	2530.5	2537.2	2532.9	2513.4	2503.7	2484.9	2458.5	2452.1	2389.8	2262.4	2105.2
42.5°	2632.1	2640.8	2658.2	2646.8	2627.0	2629.7	2576.4	2573.1	2527.5	2431.3	2291.2
45°	2776.2	2788.9	2818.4	2809.7	2805.6	2790.9	2727.6	2724.5	2707.1	2658.5	2522.1
47.5°	2933.3	2950.8	3004.0	3005.7	3048.9	3021.1	2935.0	2924.6	2928.6	2930.6	2804.0
50°	3078.1	3097.2	3184.7	3225.9	3327.8	3333.8	3196.1	3186.7	3202.4	3248.7	3132.4
52.5°	3193.7	3217.8	3327.1	3454.4	3629.0	3678.6	3517.4	3510.4	3522.1	3601.9	3503.7
55°	3278.5	3304.6	3423.6	3655.5	3934.3	4021.8	3887.4	3880.7	3888.1	3989.6	3907.5
57.5°	3298.3	3304.6	3477.2	3790.9	4192.0	4402.2	4340.2	4326.8	4290.6	4379.0	4353.2
60°	3205.4	3230.9	3433.0	3838.5	4391.4	4777.2	4813.4	4796.6	4695.1	4767.5	4746.7
62.5°	3017.1	3062.7	3267.8	3766.1	4469.5	5083.5	5277.5	5257.4	5082.5	5129.4	5029.5
65°	2709.5	2728.9	2944.4	3516.4	4370.3	5279.5	5691.4	5681.3	5461.2	5387.8	5081.8
67.5°	2159.2	2195.7	2378.7	2994.7	3964.5	5256.4	6011.4	6010.4	5708.5	5483.6	4896.5
69°	1705.8	1743.6	1917.9	2466.8	3508.1	5044.9	6065.0	6076.8	5778.2	5425.3	4631.7
70°	1359.9	1403.8	1523.5	2077.8	3102.9	4766.1	6020.5	6041.6	5764.8	5329.1	4387.4
72.5°	578.8	614.3	699.4	1071.1	1891.1	3559.0	5504.7	5584.5	5454.1	4877.4	3626.0
75°	252.7	263.7	302.3	436.7	839.5	1937.0	4312.4	4459.8	4663.6	4122.7	2701.1
77.5°	185.0	189.7	210.8	256.4	376.7	731.6	2773.1	2858.9	3363.3	3000.0	1656.8
80°	143.1	146.4	162.9	188.3	246.0	295.9	1264.8	1338.5	1891.1	1540.9	690.0
82.5°	113.9	116.3	127.7	138.7	169.9	179.3	419.9	465.8	698.1	425.6	182.6
85°	105.9	108.6	112.6	101.2	108.9	105.2	181.6	190.0	210.8	167.2	76.4
87.5°	47.9	56.6	111.6	78.8	58.0	46.2	74.4	77.7	87.5	87.8	33.8
90°	0.0	0.0	0.0	0.0	0.0	0.0	0.0	0.0	0.0	0.0	0.0



REPORT NUMBER: P386455  
 CATALOG NUMBER: GWC-SA2A-760-U-T3

**CANDELA DISTRIBUTION (continued):**

	90°	95°	105°	115°	125°	135°	145°	155°	165°	175°	180°
0°	1271.8	1271.8	1271.8	1271.8	1271.8	1271.8	1271.8	1271.8	1271.8	1271.8	1271.8
2.5°	1274.8	1273.8	1275.5	1271.5	1276.5	1276.1	1274.5	1275.1	1278.5	1278.2	1278.5
5°	1282.5	1281.8	1283.9	1280.8	1286.9	1288.9	1289.2	1292.2	1295.9	1296.9	1296.9
7.5°	1302.0	1302.0	1303.0	1298.9	1303.0	1302.6	1300.9	1304.0	1307.6	1308.0	1307.6
10°	1335.5	1335.8	1334.1	1323.7	1320.4	1311.3	1303.0	1303.3	1308.0	1311.7	1312.7
12.5°	1377.7	1376.3	1369.0	1349.9	1335.8	1317.4	1308.7	1308.3	1313.0	1316.0	1317.0
15°	1425.9	1422.3	1403.2	1372.0	1347.2	1329.1	1315.0	1311.7	1309.0	1305.6	1306.0
17.5°	1471.5	1463.1	1431.3	1388.1	1361.9	1337.8	1310.7	1288.9	1273.8	1265.1	1262.4
20°	1517.8	1501.3	1455.4	1403.2	1370.0	1326.1	1273.8	1229.6	1202.1	1189.3	1187.0
22.5°	1560.0	1533.5	1477.9	1418.9	1363.6	1286.5	1204.4	1140.1	1101.9	1084.8	1086.1
25°	1601.2	1564.4	1501.3	1430.0	1331.4	1216.8	1107.9	1028.8	984.6	965.5	964.8
27.5°	1637.4	1595.5	1526.8	1420.9	1271.5	1117.6	993.6	916.6	879.7	863.3	860.6
30°	1679.0	1634.7	1560.7	1386.4	1183.7	1003.0	882.0	827.8	801.6	785.2	782.2
32.5°	1729.6	1688.0	1588.5	1323.7	1071.4	883.4	794.9	757.0	733.2	714.8	711.5
35°	1803.3	1758.4	1595.5	1233.9	948.1	788.9	730.9	692.0	659.9	636.1	633.7
37.5°	1895.8	1846.5	1579.4	1117.6	828.4	727.6	677.6	629.7	587.8	554.3	548.9
40°	2029.2	1954.8	1534.9	983.6	740.3	680.3	625.7	571.0	519.1	479.9	472.2
42.5°	2189.4	2081.8	1466.5	850.2	675.6	632.4	574.1	506.4	456.8	429.0	424.9
45°	2393.1	2213.8	1371.7	733.6	611.9	584.5	518.4	456.1	425.3	404.8	401.5
47.5°	2625.7	2361.9	1272.1	638.7	558.0	539.5	473.9	433.6	409.2	393.1	390.1
50°	2911.5	2529.2	1166.6	561.0	503.7	485.6	452.8	421.2	401.8	389.4	386.4
52.5°	3233.9	2717.8	1090.5	499.7	458.8	445.7	441.7	414.5	398.8	389.4	386.4
55°	3581.1	2909.9	1008.4	448.1	419.9	423.6	434.3	415.2	404.5	393.1	388.7
57.5°	3928.6	3108.3	916.9	404.5	389.1	407.2	429.3	416.6	407.5	396.4	392.4
60°	4203.4	3233.9	775.1	368.0	364.6	389.1	417.2	406.5	394.8	395.1	394.4
62.5°	4331.8	3227.2	618.6	335.5	340.1	364.6	397.8	390.8	381.0	394.1	395.1
65°	4259.7	3066.4	481.6	306.0	314.0	339.1	377.7	383.0	386.4	411.5	414.9
67.5°	3957.5	2753.4	373.0	280.2	290.2	321.7	379.7	417.2	421.6	448.1	447.7
69°	3644.8	2459.8	324.1	266.8	278.5	326.1	405.8	439.0	422.6	450.7	446.7
70°	3382.7	2227.6	297.9	257.7	273.1	333.8	423.3	438.7	417.6	441.7	435.0
72.5°	2605.2	1602.6	252.7	241.0	255.0	319.4	428.3	429.0	405.8	410.5	399.1
75°	1786.9	1012.7	220.5	218.2	227.5	287.9	412.2	409.9	375.3	368.6	359.3
77.5°	985.3	514.4	187.3	196.4	202.7	255.0	374.7	371.3	342.8	328.8	325.4
80°	380.0	225.2	158.2	174.6	178.6	220.8	328.4	325.4	301.6	283.5	278.5
82.5°	143.4	118.0	130.7	151.1	149.8	182.3	278.2	276.5	253.4	226.9	218.8
85°	66.4	70.7	103.6	124.7	114.9	135.1	222.5	225.5	197.4	165.9	165.9
87.5°	28.2	39.5	73.4	94.2	77.4	91.2	163.2	155.8	143.1	99.2	93.2
90°	0.0	0.0	0.0	0.0	0.0	0.0	0.0	0.0	0.0	0.0	0.0



Signify Classified - Internal  
Cooper Lighting Solutions Photometric Lab  
1121 Highway 74 South  
Peachtree City, GA 30269

Scaled Data Report



Report Generated By 670245982

Signify Classified - Internal  
Cooper Lighting Solutions Photometric Lab  
1121 Highway 74 South  
Peachtree City, GA 30269

Scaled Data Report



Signify Classified - Internal  
Cooper Lighting Solutions Photometric Lab  
1121 Highway 74 South  
Peachtree City, GA 30269

Scaled Data Report



Signify Classified - Internal  
Cooper Lighting Solutions Photometric Lab  
1121 Highway 74 South  
Peachtree City, GA 30269

Scaled Data Report



Signify Classified - Internal  
Cooper Lighting Solutions Photometric Lab  
1121 Highway 74 South  
Peachtree City, GA 30269

Scaled Data Report



--- HS — SS

Signify Classified - Internal  
Cooper Lighting Solutions Photometric Lab  
1121 Highway 74 South  
Peachtree City, GA 30269

Scaled Data Report



u

Signify Classified - Internal  
Cooper Lighting Solutions Photometric Lab  
1121 Highway 74 South  
Peachtree City, GA 30269

Scaled Data Report



Signify Classified - Internal  
Cooper Lighting Solutions Photometric Lab  
1121 Highway 74 South  
Peachtree City, GA 30269

Scaled Data Report



(END OF REPORT)